

Theme: OTHERS

Educational Resources: K – 6th

Title: We're All The Same on the Inside

Subject: Language Arts or Science

Prep Time: 15- 30 min

Activity Time: One class periods

Activity Description:

The object of this lesson is to recognize that despite physical appearances we are not very different from each other, especially on the inside.

Direct Instruction –

Teachers explain to the students that they are going to explore similarities and differences. They will learn about what is the same and different from other people. Let them know that they will be working with Venn Diagrams to list similarities and differences with a partner but also will look at an object to determine what is the same and different.

Partner Activity –

Have students pair off randomly and give them the Venn Diagram provided. Have each pair write similarities and differences about themselves in the spaces given. Each pair will join another pair (group of 4) and have each child share what they learned about their partner with the group. They may add items to their Venn Diagram that they got from the other partners.

Give each set of partners a brown egg, a white egg and a “Are We Really Different?” worksheet. Have each pair draw a picture of Egg #1 & Egg #2 and then write what is the same and what is different. Answers might include color, shape, markings, etc.

Each set of partners will then crack the brown egg and the white egg and make observations. Each set of partners will draw their observations and answer, “What is the Same?”

Group Discussion –

Discuss how people (and groups) they don't know are considered “other” than them. Did the eggs look the same on the outside? What was the same on the inside? On their Venn Diagrams, what was the same and different? Do they see how what is inside is the same and what matters. The differences on the outside give us something unique about ourselves that can be celebrated, but the fact that we all have many similarities on the inside is most important. Some of those similarities include: have a family, have feelings, work hard, etc. This lesson will show that even when we have differences we can see, there are many similarities on the inside.

Individual Activity -

Gather all students and ask them what they learned from this activity. Goal is to have students discover that we may look different on the outside, but we are all the same on the inside.

Outcome Measurement:

Each student writes a short paragraph on the back of their Venn Diagrams. They need to explain why noticing and celebrating differences is important but remembering that we have core similarities is just as important.

Sources:

SevenDays[®]

Aligns with Kansas State Standard:

- Social Emotional Character Development Standards, Character Development Model Standards
 - Character Development – Core Principles
 - Personal Development – Self-Awareness

○ Social Development – Social Awareness

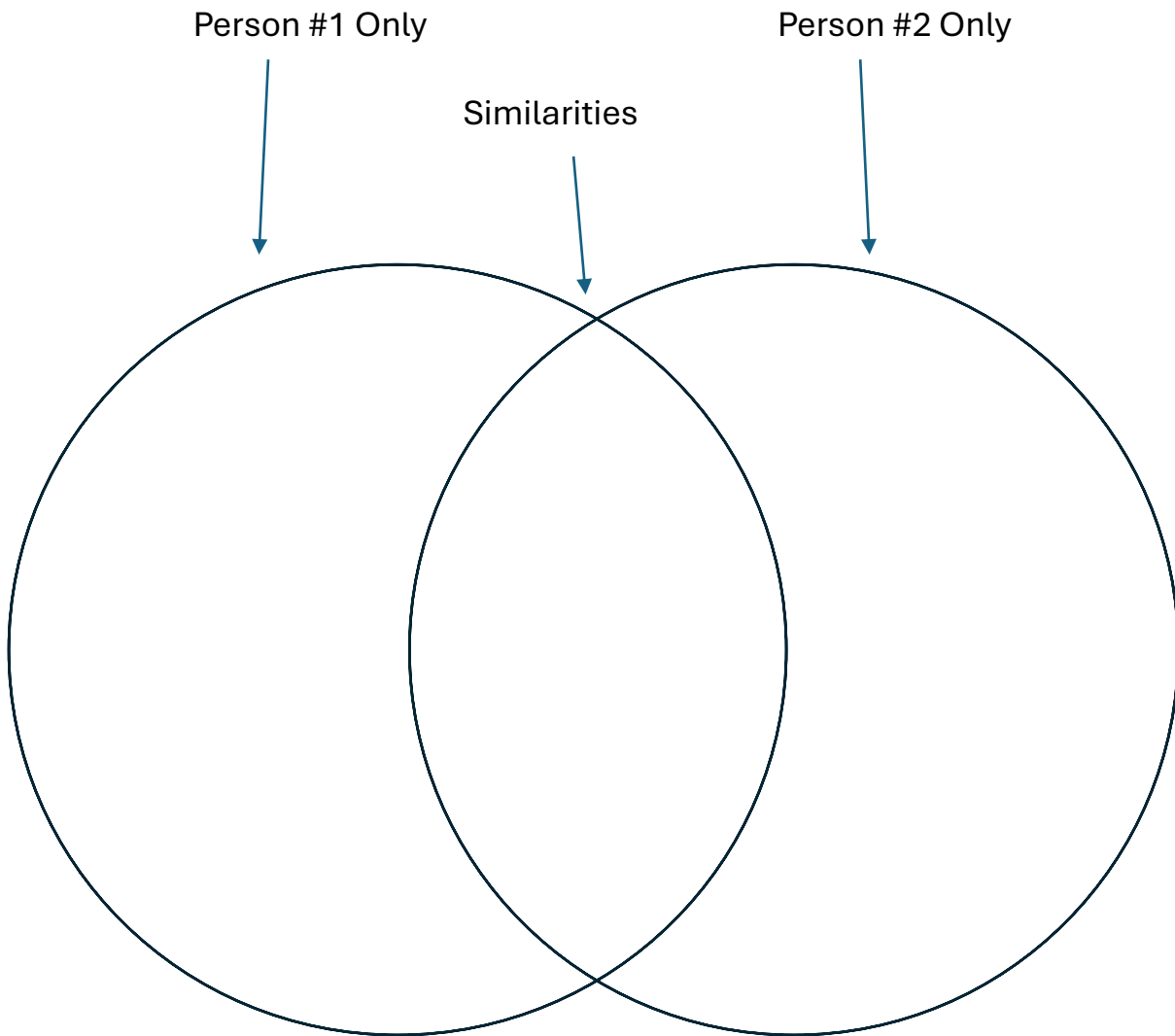
Let SevenDays® share your Kindness and Understanding. Email info@SevenDays.org or post on your social media and tag @GiveSevenDays. #GiveSevenDays #BeTheRipple

****Disclaimer: The lesson plan above should be adapted to your class- grade level, knowledge base, time restrictions, class make up, etc. Only use what works for your situation.**

Are We Really Different Venn Diagram

List all of you and your partner's similarities in the middle of the diagram. On each side, each person writes characteristics that only they have.

Name:



Are We Really Different?



Name:

OUTSIDE:

Draw what the OUTSIDE of the eggs looks like.

Egg #1

Egg #2



What is the same?



What is different?

INSIDE:

Draw what the INSIDE of the eggs looks like after we cracked it.

Egg #1

Egg #2



What is the same?